



Interconnects with similar plastic latch push button couplings.

PPA Series Couplings are general purpose, thermoplastic couplings. The PPA couplers are push-to-connect and have a plastic latch for push-button release. With a fully plastic exterior and smooth face, they are non-marring to most surfaces. Note: Does not interchange with PPL Series.

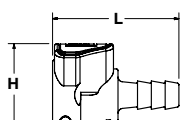
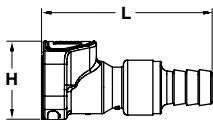
Applications include:

- Medical Devices
- Laboratory Equipment
- Chemical Processing
- Food and Beverage
- Industrial
- Process Equipment

PPA Series Specifications

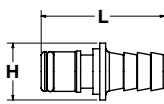
| Flow Capacity | Rated Pressure    | Temperature                       | Material Body & Latch | Material Springs | O-ring  |
|---------------|-------------------|-----------------------------------|-----------------------|------------------|---------|
| 1/4"          | Vacuum to 120 PSI | -40° to +180° F<br>-40° to +82° C | Acetal Copolymer      | Stainless Steel  | Nitrile |

Couplers- Hose Barb



| Body Size | Valved Coupler |        |                |      |      | Non-Valved Coupler |        |                |      |      |
|-----------|----------------|--------|----------------|------|------|--------------------|--------|----------------|------|------|
|           | Part Number    | Valved | Port End       | L    | H    | Part Number        | Valved | Port End       | L    | H    |
| 1/4       | PPA-251-4HB    | Yes    | 1/4" Hose Barb | 2.03 | 0.93 | PPA-253-4HBSB      | No     | 1/4" Hose Barb | 1.36 | 0.93 |
| 1/4       | PPA-251-6HB    | Yes    | 3/8" Hose Barb | 2.04 | 0.93 | PPA-253-6HBSB      | No     | 3/8" Hose Barb | 1.36 | 0.93 |

Nipples- Hose Barb



| Body Size | Valved Nipple |        |                |      |      | Non-Valved Nipple |        |                |      |      |
|-----------|---------------|--------|----------------|------|------|-------------------|--------|----------------|------|------|
|           | Part Number   | Valved | Port End       | L    | H    | Part Number       | Valved | Port End       | L    | H    |
| 1/4       | PPA-252-4HB   | Yes    | 1/4" Hose Barb | 1.89 | 0.71 | PPA-254-4HB       | No     | 1/4" Hose Barb | 1.35 | 0.63 |
| 1/4       | PPA-252-6HB   | Yes    | 3/8" Hose Barb | 1.75 | 0.71 | PPA-254-6HB       | No     | 3/8" Hose Barb | 1.36 | 0.61 |